



EQ1

EQ2

EQ3

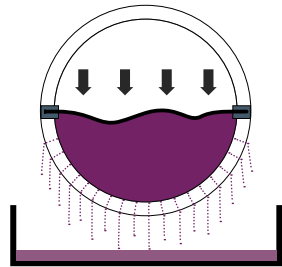
english

EUROPRESS

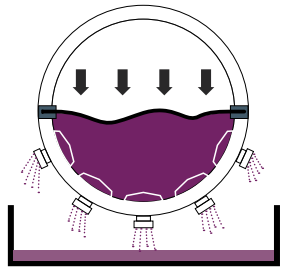


EQ1 | EQ2 | EQ3

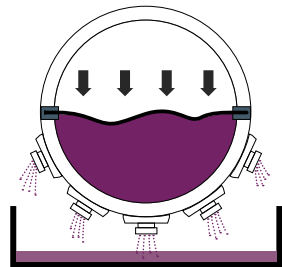
OPEN · CLOSED · DUAL STYLE
PRESS SYSTEMS



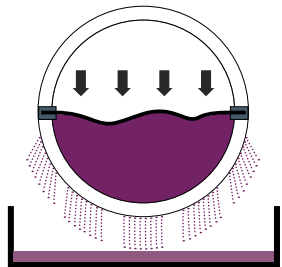
OPEN STYLE
EQ1 | Press drum sizes
1 to 320 hl



CLOSED STYLE
EQ2 | Press drum sizes
1 to 320 hl



DUAL STYLE
EQ3 | Press drum sizes 3 to 320 hl





EQUIPMENT

- All stainless steel design
- Polished press drum for easy cleaning
- Solid frame with fixed side parts
- Internal compressed air supply with high-performance compressor (1-60 hl)
- Internal compressed air supply with high-performance compressor – option (80-200 hl) or prepared for external air supply
- High volume vacuum pump with double function: pre-blower and evacuation
- Drive motor with one rotational speed (1-60 hl), clockwise and counter clockwise rotation
- Drive motor with two rotational speed (80-320 hl), clockwise and counter clockwise rotation

1 DIGITAL CONTROL SYSTEM

- New fully automatic digital control with touch screen
- With 12 individually selectable pressing programs (80 pressure steps)

2 LARGE STAINLESS STEEL JUICE TRAY

- Juice guide sheets, movable and removable
- Stainless steel juice tray with connection thread, DN 50
- Level control for the juice tray (option)

3 CENTRAL INFILL FITTINGS (option)

OPTIONS

- Catwalk in stainless steel
- Remote control for the drum
- Cleaning system for the outside of the drum
- Pomace auger with inclination
- Press & juice tray extensions

4 PNEUMATIC DOOR (S)

- Open/close of the door(s) by pneumatic cylinders in stainless steel, from 15 hl (Option EQ1, EQ2, EQ3)
- Optionally with membrane sealing, from 20 hl (Option EQ2, EQ3)

5 WHOLE CLUSTER HOPPER IN STAINLESS STEEL (option)

- 4-sided hopper with stainless steel frame
- Mounted and fixed on the press chassis or on an independent frame



EUROPRESS EQ1 | EQ2 | EQ3

TECHNICAL DATA



EUROPRESS EQ1 EQ2	Capacity whole grapes max. (kg)	Capacity destemmed grapes max. (kg)	Capacity fermented grapes max. (kg)	Dimensions L x W x H (mm)	Juice tray volume (l)	Door opening L x W (mm)	Door opening EQ2 (option) pneumatic door with sealing L x W (mm)
1 hl	60	200	300	1,516 x 760 x 1,903	83	430 x 480	-
3 hl	180	600	900	2,020 x 1,157 x 1,234	200	650 x 372	-
6 hl	360	1,200	1,800	2,020 x 1,157 x 1,372	200	440 x 385	-
9 hl	540	1,800	2,700	2,418 x 1,157 x 1,372	245	440 x 385	-
EQ1 EQ2 EQ3							
15 hl	900	3,000	4,500	2,748 x 1,395 x 1,635	530	600 x 450	-
20 hl	1,200	4,000	6,000	3,248 x 1,395 x 1,735	530	990 x 450	650 x 500
27 hl	1,620	5,400	8,100	3,464 x 1,595 x 1,931	600	990 x 450	650 x 500
34 hl	2,040	6,800	10,200	3,962 x 1,595 x 1,931	600	1,190 x 450	650 x 500
44 hl	2,640	8,800	13,200	4,142 x 1,805 x 2,125	700	1,190 x 450	650 x 500
52 hl	3,120	10,400	15,600	4,646 x 1,805 x 2,125	700	1,190 x 450	830 x 500
60 hl	3,600	12,000	18,000	5,146 x 1,805 x 2,125	700	1,190 x 450	830 x 500
80 hl	4,800	16,000	24,000	5,340 x 2,120 x 2,672	1,050	900 x 500	830 x 500
100 hl	6,000	20,000	30,000	5,400 x 2,260 x 2,798	1,150	900 x 500	830 x 500
120 hl	7,200	24,000	36,000	6,300 x 2,260 x 2,798	1,150	900 x 500	830 x 500
150 hl	9,000	30,000	45,000	6,835 x 2,350 x 2,893	1,150	900 x 500	830 x 500
200 hl	12,000	40,000	60,000	7,110 x 2,260 x 2,980	1,150	900 x 500	830 x 500
250 hl	15,000	50,000	75,000	7,008 x 2,900 x 3,210	1,150	900 x 500	830 x 500
320 hl	19,200	64,000	96,000	8,494 x 2,900 x 3,570	1,150	900 x 500	830 x 500

Filling quantities may vary depending on the grape variety, filling method, type of mash and the condition and degree of ripeness of the grapes harvested. Model specifications and technical data are not binding.



DIN EN ISO 9001:2015 DGR 2014/68/EU

We reserve the right to make technical changes without prior notice.

Scharfenberger GmbH & Co. KG | Philipp-Krämer-Ring 30 | Gewerbegebiet Bruch | D-67098 Bad Dürkheim

Telephone 0049 - (0) 6322 - 60 02 -0 | Fax 0049 - (0) 6322 - 60 02 -10 | info@scharfenberger.de | www.scharfenberger.de |